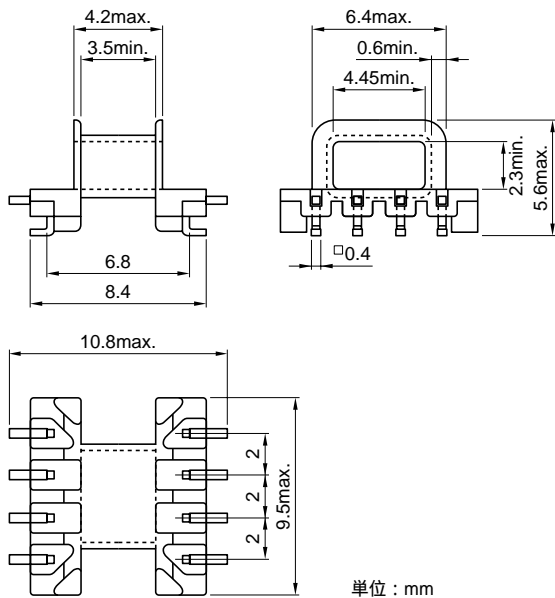


形状・寸法

Shapes and dimensions

BPA9AD8 type

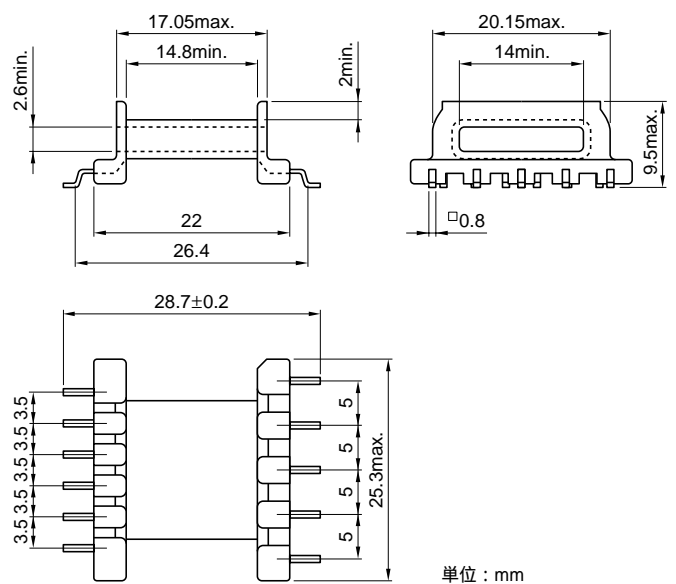


単位 : mm

Terminal	コア方向*	適合コア
Pin dimensions(mm)	No. of pins	Core direction
0.4×0.2	4-4	H (SMD type)
		EEPA-9A

*H=横使用 Horizontal use

BPA25BP11 type


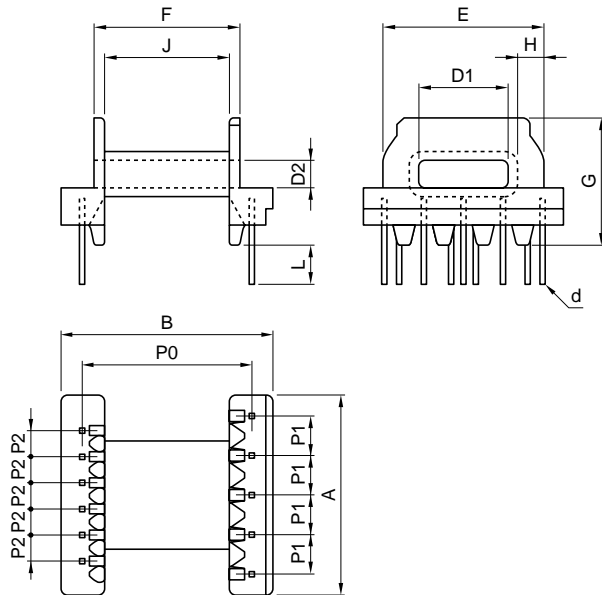


単位 : mm

Terminal	コア方向*	適合コア
Pin dimensions(mm)	No. of pins	Core direction
0.8×0.2	5-6	H (SMD type)
		EEPA-25B

*H=横使用 Horizontal use

BPA19AP11, BPA25AP11, BPA26AP11 and BPA27AP11 types



品名 Part No.	寸法 Dimensions(mm)														No. of terminal pins	コア方向* ² Core direction	適合コア Applied core
	A max.	B max.	D1* ¹ min.	D2* ¹ min.	E* ¹ max.	F* ¹ max.	G max.	H min.	J min.	P1	P2	P0	d	L			
BPA19AP11	19.3	20.4	8.75	2.7	15.6	14.0	12.3	2.5	12.0	3.75	2.5	16.25	0.49	3.9	5-6	H	EEPA-19A
BPA25AP11	25.3	25.0	11.8	4.3	20.6	17.3	16.7	3.1	14.6	5.0	3.75	20.0	0.8	3.9	5-6	H	EEPA-25A
BPA26AP11	26.1	29.7	12.2	4.8	20.2	21.4	16.6	3.1	18.8	5.0	3.75	25.0	0.8	3.9	5-6	H	EEPA-26T
BPA27AP11	27.2	32.2	13.4	4.3	21.6	23.2	16.7	2.8	20.6	5.0	3.75	27.5	0.8	3.9	5-6	H	EEPA-27A

*¹コア勘合面 *²H=横使用 Horizontal use